





LockIT™ Secure Connectivity System

The LockIT solution is comprised of two primary elements: the RJ45 Outlet/LC adapter Lock and the Secure Patch Cord. The Lock protects a RJ45 copper outlet or fiber adapter from the insertion of cords or foreign objects. The Secure RJ45 Patch Cord deters unintended or unauthorized disconnection of the cord. Each of these components requires the LockIT universal key for normal removal, but may be freely inserted into an outlet to secure the connection. All LockIT components are brightly colored in yellow to easily identify secured connectivity.

The LockIT products are compatible with any standards compliant RJ45 outlet, or LC fiber port. This versatile system can be used in a variety of applications. This flexibility makes LockIT a perfect choice for use in public areas such as schools, retail stores, and waiting areas. LockIT is also an ideal solution to protect mission-critical networks such as data centers, health care environments and government systems.



SECURE CONNECTIVITY



LockIT can deter tampering or unwanted access of copper and fiber work area outlets in public areas

Patch panel and fiber ports may be protected in the work area, wiring closets and data centers

LockIT is ideal to secure active equipment ports against unintended or unauthorized connections or disconnections







Product Information

PATCH CORDS, PLUGS AND CABLE

Outlet Lock/LC Adapter Lock

The LockIT™ Outlet Lock fits securely into any standards compliant RJ45 outlet or LC Fiber adapter to block access to the port. It locks flush within the outlet or adapter opening to provide a clean, attractive appearance without obstructing adjacent ports or protruding beyond the outlet face. The outlet or adapter lock may be safely removed only by using the LockIT universal key.



The outlet/adapter lock simply snaps into empty ports with no key required

Insert the universal key into the outlet/adapter lock and rotate to unlock

The lock may now be removed and is retained by the key to avoid dropping

Secure Patchcord

The LockIT Secure Patch Cord features a low-profile boot with an integrated lock that prevents normal disconnection. The cord can only be removed with the use of the LockIT universal key*. The unique plug and boot design incorporates a push-pull action which is based on Siemon's BladePatch® technology. This design provides excellent accessibility in high density environments. The LockIT Secure Patch Cord is offered in Category 6A F/UTP, UTP, and Category 6 UTP versions and is fully supported by applicable Siemon System Warranties.



The secure patch cord is easily connected to an available outlet — no need for a key or tool

Insert the key into the lock from the rear to unlock the plug

Pull back on the boot to remove the patch cord from the outlet

* Note: A forced removal is still possible without a key. With enough force or repetitive improper removals, the LockIT cord latch will give way to prevent outlet or equipment port damage.





Product Information

Applications

The LockIT™ system is a cost-effective way to control physical access to a network. It is easily implemented and highly manageable, making it suitable for a wide range of applications and vertical markets. LockIT is ideal for securing connections in public areas and shared spaces. It also reduces the risk of severing critical connections in data centers, financial services, health care, and other mission critical networks.

PATCH CORDS, PLUS AND CABLE



Retail

- Prevent tampering in sales floor outlets
- Eliminate accidental disconnection of sales terminals




Transportation

- Protect public terminal connectivity from unauthorized access
- Secure ticketing terminals and self-service kiosk connections



Entertainment/Hospitality

- Block access to public area and guest room outlets
- Deter patch cord theft in guest rooms



Education

- Prevent port damage due to insertion of foreign objects or other vandalism
- Secure classroom computer links and deter cord theft



Data Center

- Reserve/lock out unused ports for future use
- Flag inactive ports
- Prevent accidental disconnection in critical patching fields



Finance

- Add additional layer of security by deterring unauthorized physical connections
- Lock out unused ports
- Lock in-use ports with secure patch cord connections to both outlet and equipment



Health Care

- Inhibit unauthorized guest and patient access to in-room data outlets
- Secure equipment connections in nurse stations, patient reception areas and examination rooms



Government

- Identify and protect high security network ports
- Deter critical data breaches by discouraging equipment removal






Ordering Information

Universal Key

The LockIT™ Universal Key is used to unlock all LockIT components. The extended length provides the ability to easily unlock the LockIT Outlet or Secure Patch Cord in high density applications. The key is included with the system, and is also available for purchase separately.



LockIT LC Adapter Lock:

LL-LC-05LockIT LC Adapter Lock, bag of 10, includes 1 LockIT Universal Key

LockIT RJ45 Outlet Lock:

LL-05LockIT RJ45 Outlet Lock, bag of 10, includes 1 LockIT Universal Key


LockIT Universal Key*:

LKEY-05LockIT Universal Key, bag of 10

LockIT Secure Patchcords:

Category 6A F/UTP

LP6A-S(XX)M-(XX)LShielded Category 6A, double-ended, 4-pair, stranded LockIT secure patch cord, T568A/B, color matching jacket/boot, LSOH
 LM6A-S(XX)M-(XX)LShielded Category 6A LockIT to MC6A Plug, 4-pair, stranded LockIT secure patch cord, T568A/B, color matching jacket/boot, LSOH
 LB6A-S(XX)M-(XX)LShielded Category 6A LockIT to BladePatch, 4-pair, stranded LockIT secure patch cord, T568A/B, color matching jacket/boot, LSOH



Use 1st (XX) to specify length:

01 = 1m (3.3 ft.), 1.5 = 1.5m (4.9 ft.), 02 = 2m (6.6 ft.), 03 = 3m (9.8 ft.), 05 = 5m (16.4 ft.)

Use 2nd (XX) to specify jacket/boot color:

01=black, 02=white, 03=red, 04=gray, 05=yellow, 06=blue, 07=green, 08=violet, 09=orange

Category 6A UTP

LP6A-(XX)-(XX)UTP 10G 6A, double-ended, 4-pair, stranded LockIT secure patch cord, T568A/B, color matching jacket/boot, CMG
 LM6A-(XX)-(XX)UTP 10G 6A, LockIT to MC6A Plug, 4-pair, stranded LockIT secure patch cord, T568A/B, color matching jacket/boot, CMG
 LB6A-(XX)-(XX)UTP 10G 6A, LockIT to BladePatch, 4-pair, stranded LockIT secure patch cord, T568A/B, color matching jacket/boot, CMG

Use 1st (XX) to specify cord length:

03 = 0.9m (3 ft.), 05 = 1.5m (5 ft.), 07 = 2.1m (7 ft.), 10 = 3.1m (10 ft.), 15 = 4.6m (15 ft.), 20 = 6.1m (20 ft.)

Use 2nd (XX) to specify jacket/boot color:

01 = black, 02 = white, 03 = red, 04 = gray, 05 = yellow, 06 = blue, 07 = green, 08=violet, 09=orange

Category 6

LP6-(XX)-(XX)Category 6, double-ended, 4-pair, stranded LockIT secure patch cord, T568A/B, color matching jacket/boot, CMG
 LM6-(XX)-(XX)Category 6, LockIT to MC6 Plug, 4-pair, stranded LockIT secure patch cord, T568A/B, color matching jacket/boot, CMG
 LB6-(XX)-(XX)Category 6, LockIT to BladePatch, 4-pair, stranded LockIT secure patch cord, T568A/B, color matching jacket/boot, CMG

Use 1st (XX) to specify cord length:

03 = 0.9m (3 ft.), 05 = 1.5m (5 ft.), 07 = 2.1m (7 ft.), 10 = 3.1m (10 ft.), 15 = 4.6m (15 ft.), 20 = 6.1m (20 ft.)

Use 2nd (XX) to specify jacket/boot color:

01 = black, 02 = white, 03 = red, 04 = gray, 05 = yellow, 06 = blue, 07=green, 08=violet, 09=orange

**Worldwide Headquarters
North America**
Watertown, CT USA
Phone (1) 860 945 4200 US
Phone (1) 888 425 6165

**Regional Headquarters
EMEA**
Europe/Middle East/Africa
Surrey, England
Phone (44) 0 1932 571771

**Regional Headquarters
Asia/Pacific**
Shanghai, P.R. China
Phone (86) 21 5385 0303

**Regional Headquarters
Latin America**
Bogota, Colombia
Phone (571) 657 1950/51/52

