

PatchLink™ Horizontal Cable Managers



SPECIFICATION SHEET

specifications

Horizontal cable managers shall be capable of managing cables on the front and rear of any 19" EIA rack. The manager shall consist of a 1-piece construction that is molded out of plastic. Horizontal managers shall have pass through holes that incorporate integral bend radius control as well as fingers with rounded edges. The manager shall have rigid end fingers that incorporate integral bend radius control. Hinged covers shall allow access to the cable pathway without having to completely remove the cover from the manager.



technical information

Dimensions:	WMPH2E:	3.5"H x 19.0"W x 8.9"D (88.9mm x 482.6mm x 225.5mm)
	WMPHF2E:	3.5"H x 19.0"W x 3.7"D (88.9mm x 482.6mm x 93.7mm)
	WMP1E:	3.5"H x 19.0"W x 8.9"D (88.9mm x 482.6mm x 225.5mm)
	WMPF1E:	3.5"H x 19.0"W x 3.7"D (88.9mm x 482.6mm x 93.7mm)
	WMPSE:	1.7"H x 19.0"W x 8.9"D (44.1mm x 482.6mm x 225.5mm)
	WMPFSE:	1.7"H x 19.0"W x 3.7"D (44.1mm x 482.6mm x 93.7mm)
	WMP1SE:	1.7"H x 19.0"W x 7.9"D (44.1mm x 482.6mm x 200.1mm)
	WMP1FSE:	1.7"H x 19.0"W x 2.7"D (44.1mm x 482.6mm x 69.1mm)

Packaging: Cable managers include hinged cover(s), mounting hardware

key features and benefits

Integral bend radius control	Maintains bend radii as cables transition to and from horizontal and vertical pathways
Dual hinged cover	Opens upward or downward to provide easy access to cables in horizontal pathway without having to completely remove cover
Increased finger spacing	Provides larger area for high performance Category 6 cables
One piece, plastic construction	Provides durability and easy installation
Flexible fingers	Provide for easy installation and organizes cables simplifying moves, adds, and changes
Rounded edges on fingers	Protect cables from snags and damage to cable
Cable pass through holes	Provide ease of installation and cable maintenance

applications

Panduit® PatchLink™ Horizontal Cable Managers provide a neat and efficient way to manage patch cables on any EIA 19" rack. They can be used in multimedia applications to manage copper, fiber optic, and coax cables. Flexible fingers organize the patch cords simplifying moves, adds, and changes while the integral bend radius control and "closed" design protects the patch cables in the pathway. All of these features combine to provide the user with a horizontal

cable management solution that simplifies cable routing in a finished, professional appearance. When used with the Panduit® Mini-Com® patch panels, patch cords, vertical cable managers, and racks, the user receives a total system that satisfies functional and aesthetic requirements for telecommunications rooms.

www.panduit.com

2 Rack Space Manager, Front and Rear

3" x 3" front, 19" cover:	WMPH2E
3" x 3" front, 17" cover:	WMP1E
WMP1E 5-pack:	WMP1E-V

2 Rack Space Manager, Front Only

3" x 3" front, 19" cover:	WMPHF2E
3" x 3" front, 17" cover:	WMPF1E
WMPF1E 10-pack:	WMPF1E-X

1 Rack Space Manager, Front and Rear

1.7" H x 3" D front:	WMPSE
WMPSE 10-pack:	WMPSE-X
1.7" H x 2" D front:	WMP1SE

1 Rack Space Manager, Front Only

1.7" H x 3" D front:	WMPFSE
WMPFSE 20-pack:	WMPFSE-E
1.7" H x 2" D front:	WMP1FSE

Racks

19" EIA standard:	CMR19X84
4 post rack 7' 30" depth with #12-24 threaded rails:	R4P
4 post rack 7' 30" depth with cage nut rails:	R4PCN
4 post rack 7' 23" depth with #12-24 threaded rails:	R4P23
4 post rack 7' 23" depth with cage nut rails:	R4P23CN
4 post rack 7' 36" depth with #12-24 threaded rails:	R4P36
4 post rack 7' 36" depth with cage nut rails:	R4P36CN
4 post rack 7' 42" depth with #12-24 threaded rails:	R4P42
4 post rack 7' 42" depth with cage nut rails:	R4P42CN

Panel Extender Brackets

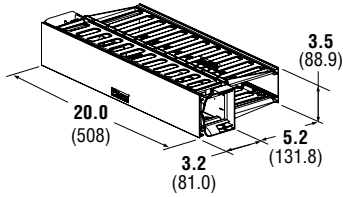
1 RU:	PEB1
2 RU:	PEB2
22 RU:	PEB22
44 RU:	PEB44

Accessories

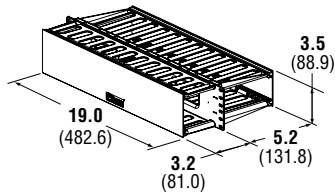
Cable retainers:	WR3E-X
------------------	--------

PatchLink™ Horizontal Cable Managers

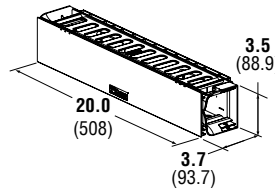
WMPH2E
with CMSRC2 Clips



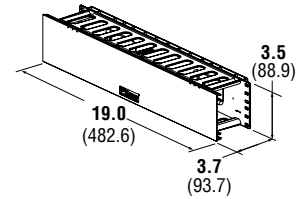
WMP1E



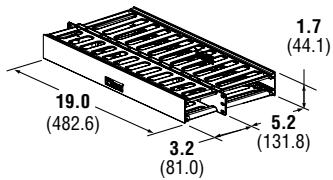
WMPHF2E
with CMSRC2 Clips



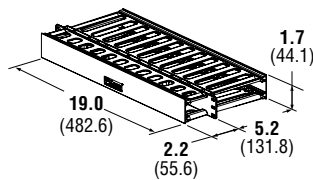
WMPF1E



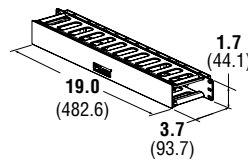
WMPSE



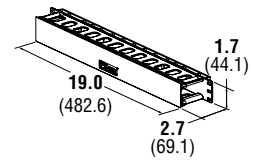
WMPLSE



WMPFSE



WMPLFSE



All managers have 17" long front covers except for the WMPH2E and WMPHF2E, which have 19 3/8" long front covers for complete coverage to vertical managers.

Cable Capacity Chart

Part Number	Category 6 (0.250")		Category 5e (0.187")	
	Front	Back	Front	Back
WMP1E	48	48	72	72
WMPF1E	48	–	72	–
WMPFSE	16	–	24	–
WMPH2E	48	48	72	72
WMPHF2E	48	–	72	–
WMPLFSE	12	–	16	–
WMPLSE	12	12	16	16
WMPSE	16	16	24	24

Dimensions are in inches. (Dimensions in parenthesis are metric.)

WORLDWIDE SUBSIDIARIES AND SALES OFFICES

PANDUIT CANADA
Markham, Ontario
cs-cdn@panduit.com
Phone: 800.777.3300

PANDUIT EUROPE LTD.
London, UK
cs-emea@panduit.com
Phone: 44.20.8601.7200

PANDUIT SINGAPORE PTE. LTD.
Republic of Singapore
cs-ap@panduit.com
Phone: 65.6305.7575

PANDUIT JAPAN
Tokyo, Japan
cs-japan@panduit.com
Phone: 81.3.6863.6000

PANDUIT LATIN AMERICA
Jalisco, Mexico
cs-la@panduit.com
Phone: 52.33.3777.6000

PANDUIT AUSTRALIA PTY. LTD.
Victoria, Australia
cs-aus@panduit.com
Phone: 61.3.9794.9020

For a copy of Panduit product warranties, log on to www.panduit.com/warranty

PANDUIT®

For more information
Visit us at www.panduit.com
Contact Customer Service by email: cs@panduit.com
or by phone: 800-777-3300

©2015 Panduit Corp.
ALL RIGHTS RESERVED.
RKSP154--WW-ENG
Replaces WW-RKSP46
5/2015