

Modelo n.º UH700
Concentrador USB 3.0
Guía del usuario



ATTENTION

- ◆ Keep the hub away from water, fire, humidity or hot environments.
- ◆ Do not heavily drop or impact the hub.
- ◆ Do not attempt to disassemble, modify or fix the hub by yourself. You run the risk of electric shock and voiding the limited warranty. If you need service, please contact us.
- ◆ Disconnect the hub from the computer before cleaning it. Do not use liquid cleaning method.
- ◆ This USB hub can be powered only by computers that comply with Power Source Class 2 (PS2) or Limited Power Source (LPS) of IEC 62368-1.
- ◆ For best performance, the connected devices should not exceed a combined current of 4A.
- ◆ TP-Link will not be held responsible for any damage to disk or hard disk data caused by improper use.

FCC & CE

FCC STATEMENT



This device complies with part 15 of the FCC Rules. Operation is subject to the following two conditions:

- 1) This device may not cause harmful interference.
 - 2) This device must accept any interference received, including cause undesired operation.
- Any changes or modifications not expressly approved by the party responsible for compliance could void the user's authority to operate the equipment.

CE Mark Warning



This is a class B product. In a domestic environment, this product may cause radio interference, in which case the user may be required to take adequate measures.

TP-Link hereby declares that the device is in compliance with the essential requirements and other relevant provisions of directives 2014/30/EU, 2014/35/EU, 2009/125/EC, 2011/65/EU and (EU)2015/863.

The original EU declaration of conformity may be found at <https://www.tp-link.com/en/ce>

TP-Link declara por la presente que el dispositivo cumple con los requisitos esenciales y otras disposiciones relevantes del Reglamento de compatibilidad electromagnética de 2016 y el Reglamento de seguridad de equipos eléctricos de 2016.

La Declaración de Conformidad original del Reino Unido se puede encontrar en <https://www.tp-link.com/support/ukca>



Para hacer preguntas, encontrar respuestas y comunicarse con usuarios o ingenieros de TP-Link, visite <https://community.tp-link.com> para unirse a la Comunidad TP-Link.



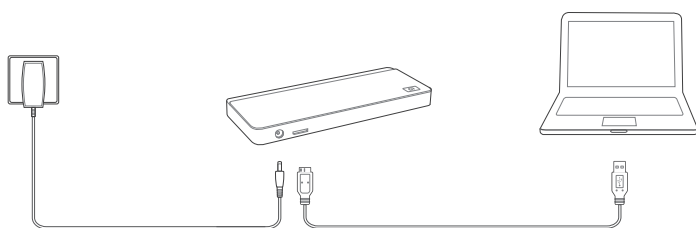
Para obtener asistencia técnica, la guía del usuario y otra información, visite <https://www.tp-link.com/support/>



Si tiene alguna sugerencia o necesidad sobre las guías de productos, le invitamos a enviarnos un correo electrónico. redactor_tecnico@tp-link.com.cn.

Hardware Connection

Connect the devices as follows. The power LED will light up and the hub is ready to use.

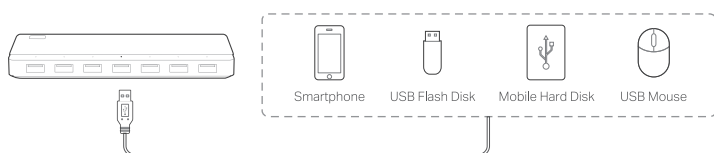


- Usage Tips:**
1. The TP-Link USB 3.0 hub is plug-and-play and requires no driver for Windows, Mac OS X or Linux systems.
 2. The hub is automatically turned on every time you plug the power adapter into a power outlet.
 3. The hub can transfer data even when the power adapter is unplugged. In this mode, the power button will not work as a power switch any more.
 4. To prevent possible data loss or corruption, avoid unplugging or plugging the power adapter when transferring data or charging.

Using the Hub

Transferring Data

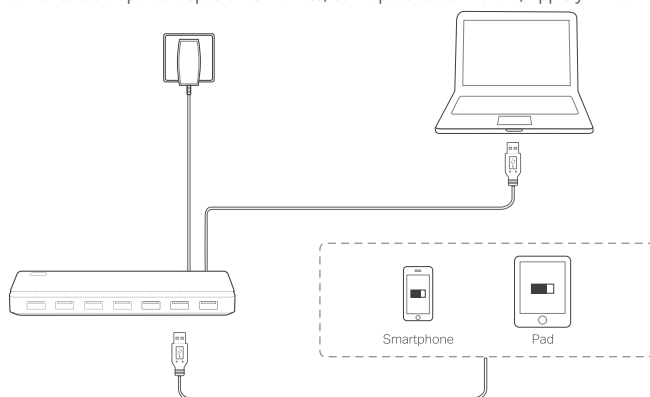
This hub provides your computer with 7 additional USB 3.0 ports for super-speed USB 3.0 data transfer.



- Usage Tips:**
1. The USB 3.0 ports are also compatible with USB 2.0 and USB 1.1 specifications.
 2. The USB 3.0 ports transfer data at a rate up to 5Gbps, but the actual rate is limited by the USB transfer rate of the connected devices.
 3. The performance of 2.4GHz wireless devices (wireless keyboards, mouses, etc.) may be affected when they are working too close to USB 3.0 devices.

Charging

Los tres puertos de la derecha también le proporcionan una corriente máxima de 1,5 A (asegúrese de que el hardware esté conectado de la siguiente manera) para cargar rápidamente todo tipo de dispositivos móviles, como productos Android, Apple y Windows.



- Usage Tips:** If your device's current is less than 1.5A, the charging port can automatically adjust its current supplied to your device to avoid damage.