



Simply Better Connections

Video Matrix Control App

User Manual

Contents

- Contents 2
- Overview 3
 - Requirements 3
 - Supported Video Matrix Switch 4
 - Installing the App 5
- Main Page 6
 - Logging into the Video Matrix Switch 7
 - Logging into the Video Matrix Switch via Scan the Network 8
 - Logging into the Video Matrix Switch via Select from History 12
 - Logging into the Video Matrix Switch via Specify a Device 14
 - Profile Tab 16
 - Control Tab 18
 - Switching the Video Inputs for the Video Output 20
 - Audio Tab 22
 - Specifying the Audio Inputs for the Digital and Analog Outputs .. 25
 - Settings Tab 28

Overview

The Video Matrix Control App is a free mobile app that allows you to switch profiles, audio inputs and video inputs, and also reminds you when any new firmware is available, all through a local area network to which the target Video Matrix Switch is connected. This mobile application is especially useful for profile and AV source switching when you do not have access to the Video Matrix Switch's front panel or the web interface.

Requirements

- ♦ The Video Matrix Control App supports the following operating systems:

Mobile Operating System	Supported Version
iOS	12.0 or later
Android	8.0 or later

- ♦ Make sure to connect the mobile device to the network where your Video Matrix Switch is installed.

Supported Video Matrix Switch

Supported Models
VM0404HB
VM0808HB
VM1600A
VM3200
VM3250
VM3404H
VM3909H
VM5404D
VM5404H
VM5404HA
VM5808D
VM5808H
VM5808HA
VM51616H
VM6404H
VM6404HB
VM6809H

"

\$

% & ' (

)

*

+ \$,

&-

&

./

./

0 12





3 \$

ATEN

4
2

#355

- 1
- 2
- 3

!"		#			
/	! *	\$! 1.	\$!
	' - .	\$! 1.	\$	
	," 0	\$! 1.	,"	\$

\$

/ 6
7
8 6
#*
9 6
#*

\$

!

%

"

0



% 4

+

)

&-

9 .

#355



*



+ :



\$

&

'

"

0



%

&-



) , ! &-

&9

;



* /

\$

&

#

"

0

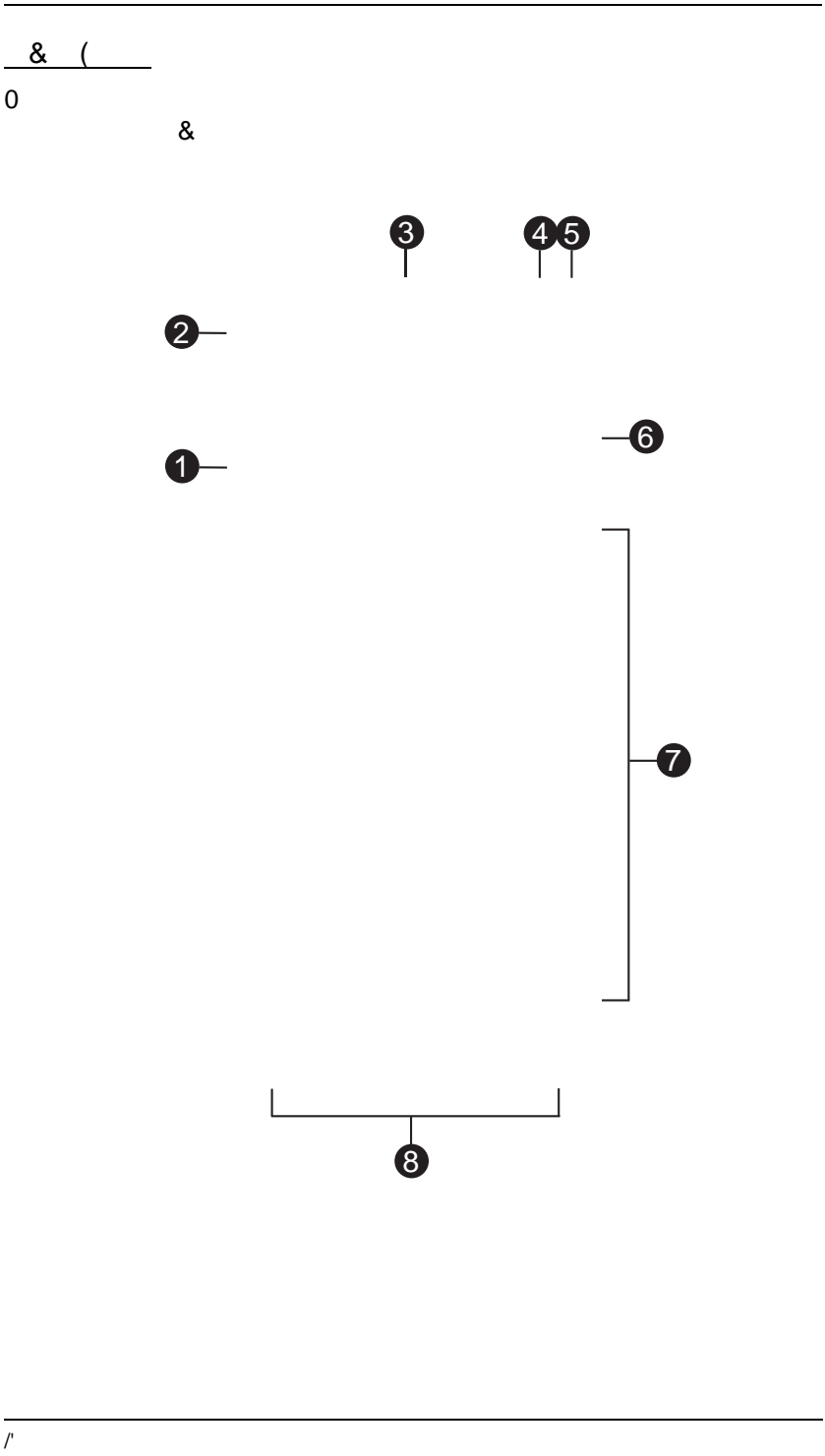
!



% : ! &-



) /



:

! "		#
/		! " " .
	0	1 1 ! 0
	5	, 5 6 5 0
"		.
%		1 1
'	" " 7 (.	. ! 8 , \$. 9 . ! ! , 3 , \$! : * ! , . ! 1 , ; : ! !< . , \$! \$, 1 \$. 1 ! ! , !
)	& ,	0 . ! 1 8 , \$, , . " "
+	, \$ 1	* , \$ & , : : : \$ 1

(

&

①—

—②

—③

┌───────────┐
│ │
└───────────┘
 ④

/+

:

! "		#
/	0	1 1 ! 0
	# &	, !
	&	, !
"	,\$ 1	*,\$ & , : : \$ 1

&

"



#

&


-



%



) /



(
& "

#\$%% & '(%% & '()%

1—

2

3

$$\begin{array}{c})^{*0*} \\ \& \end{array}$$

2

$$+ \#3\#38 < 3*5*8 = <$$
 $375 > 8$

! "		#
/	0	1 1 ! 0
&		! ! 1 ! , ! \$ \$, ! " ! !) ; %/'!-: ""2"-3: '+24-: ! \$. 1 , ! . \$! ; = ; > \$
, \$ 1		* , \$ & , : : \$ 1

&

&

#

"

#

!




%



) /



*



+ /



)

Settings Tab

In the **Settings** tab, you can look up notification for system firmware updates, the current app version, and technical support contact, or log out of the app.

© Copyright 2023 ATEN® International Co., Ltd.
Released: 2023-07-25

ATEN and the ATEN logo are registered trademarks of ATEN International Co., Ltd. All rights reserved.
All other brand names and trademarks are the registered property of their respective owners.