

## Description

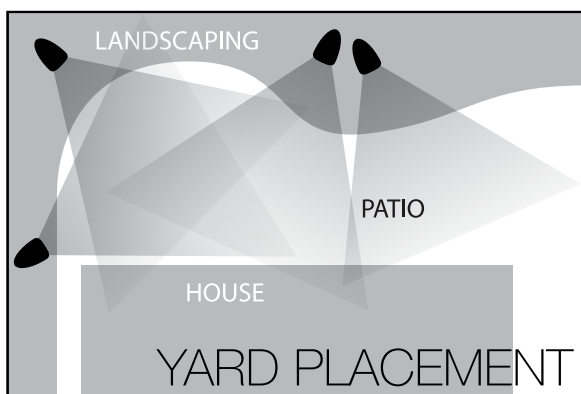
TruAudio's Acoustiscape speakers bring a new dimension to outdoor audio. Designed to blend in with the landscape, they produce wonderful, rich sound with an amazing amount of volume given their diminutive size. Flexible mounting options and amplification requirements make them an ideal choice for almost any outdoor installation. Robust and weatherproof, these speakers will stand up to all kind of weather conditions to give you years of trouble-free enjoyment.

## Box Contents

- (1) Acoustiscape speaker and linkage assembly
- (1) Yard stake assembly
- (2) Weatherproof wire nuts

## Yard Placement and Acoustic Layout

Before determining placement of your Acoustiscape speaker(s), you should first determine the listening area that you would like to cover. These speakers have a wide sound dispersion pattern for even coverage over a large area. A good rule of thumb is to place speaker approximately 20' apart and not more than 30' from the listening position. For the best sound, select locations that have an unobstructed view of and are approximately equal distance from the listening area. Smaller yards can achieve great results with as few as one pair of speakers but depending on the desired volume and coverage, you may choose to use more.



## Amplifier Selection and Wiring

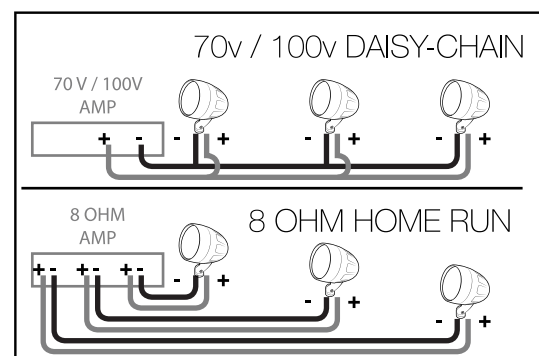
The Acoustiscape speakers can be used with a traditional 8Ω amplifier, or with a 70v/100v amplifier. Typically you would choose an 8Ω amplifier when the distance to the speaker is short and will not be

daisy-chaining the speakers. You would typically choose a 70v/100v amplifier when the distance to the speakers is longer (over 40') or when you are installing multiple speakers and would rather daisy-chain them instead of wiring each speaker back to its own amplifier channel.

Each Acoustiscape speaker has a switch at the rear for selecting either 8Ω or one of 5 different 70v/100v settings. When wiring the speakers to an 8Ω amplifier, always use the 8Ω setting to avoid damaging the amplifier. When using a 70v/100v amplifier, set the switch position to the desired wattage setting. This setting determines approximately how much power the speaker will draw from the amplifier. When daisy-chaining multiple speakers, add the combined wattage setting from all speakers on the circuit to calculate the total wattage draw to the amplifier. For example if there are 5 speakers on a circuit and each speaker is set to 15W, this would represent a total draw of 75W to the amplifier. To avoid damaging the amplifier, this total should not exceed 80% of the amplifier's wattage.

When using a 70v/100v amplifier, it is possible to daisy-chain the speakers to minimize the number of amplifier channels and the amount of wire required. See the diagram below for an example of daisy-chaining. When daisy-chaining multiple speakers together, typically each speaker on a circuit will be set to the same wattage setting. However, the wattage setting may be used in some instances to increase or decrease the volume of a particular speaker on the circuit. Be careful not to exceed the capabilities of the amplifier when changing wattage settings.

TruAudio recommends using 14 gauge direct burial wire when using an 8Ω amplifier and 16 gauge or larger when using a 70v/100v amplifier.









## Assembly

The Acoustiscape speakers allow you to install them using a variety of methods. They can be mounted on a ground stake in the dirt or using an optional wall base for mounting to a hard surface.

In order to attach the stake to the speaker, simply twist the base nut on to the stake.

## Care and Maintenance

These speakers are designed to give you years of trouble-free enjoyment with minimal care. Periodically, removal of any debris build up around the speaker should be all that is need to maintain optimal performance.

	AS-3	AS-2	AS-1
Speaker Type:	Landscape outdoor, 2-way	Landscape outdoor, 2-way	Landscape outdoor, 2-way
Woofer:	8" molded polypropylene	6.5" molded polypropylene	4.5" molded polypropylene
Tweeter:	(1) 1" silk soft dome	1" silk soft dome	0.75" silk soft dome
Power:	80W	50W	30W
Impedance:	8Ω or 70V/100V	8Ω or 70v/100v	8Ω or 70v/100v
70V taps:	4, 8, 16, 32, 64 W	3, 6, 13, 25, 50 W	2, 4, 8, 15, 30 W
100V taps:	8-64W selectable	6-50W selectable	4-30W selectable
Frequency response:	40 - 20kHz	60 - 20k Hz	80 - 20k Hz
Sensitivity:	88dB	88dB	85dB
Grill Type:	Aluminum Mesh	Aluminum Mesh	Aluminum Mesh
Mounting:	Ground stake, (optional wall base)	Ground stake, (optional wall base)	Ground stake, (optional wall base)
Dimensions:	Height: 10" (254mm) x Diameter: 8.5" (216mm)	Height: 9.4" (239mm) x Diameter: 7.7" (196mm)	Height: 6.9" (175mm) x Diameter: 5.4" (137mm)
Family:	 UNIVERSAL 	 UNIVERSAL 	 UNIVERSAL 

### SoundVision Technologies dba TRUAUDIO PRODUCT WARRANTY

*All outdoor speakers have a 5 year limited warranty. This warranty includes parts and repair labor on all components. TRUAUDIO's obligation under these warranties is limited to repairing or replacing any component found defective in material or workmanship under normal conditions of use. These warranties shall not apply to products which have been abused, modified, disassembled, or repaired by anyone other than TRUAUDIO or one of its appointed service centers. Products to be repaired under this warranty must be returned to the factory or designated service center with all transportation and insurance charges pre-paid.*

It is the policy of TRUAUDIO to continuously incorporate improvements into our products. All specifications are subject to change without notice. If you have any questions regarding this or any other TRUAUDIO products, please visit [www.TruAudio.com](http://www.TruAudio.com) or contact us:

Office: 1-888-858-1555, Monday-Friday 7 am - 6 pm MST.  
Email: [CustomerService@truaudio.com](mailto:CustomerService@truaudio.com)

TruAudio  
198 N Old Highway 91  
Hurricane, UT 84737 USA

