


Pan-Way® T-45 Surface Raceway System

specifications

T-45 non-metallic multi-channel, two-piece, hinged cover design surface raceway shall be used to route, protect, and conceal data, voice, video, fiber optic and power cabling. The raceway shall be listed as suitable for use in applications up to 600 volts between conductors by Underwriters Laboratories, Inc. per standard 5A, and by Canadian Standards Association, Inc. per 22.2 no. 62.1-03, when screw secured and installed per instructions. A full complement of fittings with a 1" minimum bend radius compliant with TIA/EIA-568-B, must be available as well as device brackets and junction boxes to install a variety of communication and electrical devices. Divider walls must be available to form separate channels in the multi-channel raceway. An offset box shall be available, with versions for "snap-on" as well as "screw mount" faceplates, for mounting the power receptacle or the data receptacles outside of the raceway channel. T-45 raceway will be manufactured from impact resistant material with flammability rating of V-0. T-45 raceway must be tamper resistant yet also allow access for moves, adds and changes. T-45 raceway finish shall be pure color and will resist scratches and dents and will not peel or corrode.



technical information

| | |
|------------------------|---|
| Material: | Rigid PVC |
| Flammability: | UL94V-0; FT4 |
| Voltage rating: | UL-5A 600VAC; CSA C22.2 No. 62.1-03 600V |
| Approvals: | UL Listed 95425 (raceway); UL Listed E116129 (fittings) |
| NEC: | Article 388 |
| Color: | IW (Off White), EI (Electrical Ivory), WH (White) available in 8 foot lengths only without adhesive |
| CSI spec form: | LP-CSISPEC-T45-1 |

key features and benefits

| | |
|--|---|
| Unique size | Provides greater capacity in a smaller footprint allowing greater flexibility to match the raceway to the application. |
| 1" bend radius control fittings | Meets TIA/EIA standard and many warranty requirements |
| Designer profile | Maintains the same aesthetically pleasing profile of Panduit® T-70, Twin-70 and TG-70 Raceway which allows all four systems to work together or independently |
| Multi-directional hinge | Easy access from either side of the raceway provides more convenience for moves, adds and changes; latch is tamper resistant which provides maximum security for communication cabling and maximum safety for power cabling |
| Multi-channel capable | Capable of routing both power and communication cabling in a single raceway |
| Multi-termination options | Ability to create many different configurations using in-line termination features, offset boxes or certain Pan-Way surface mount boxes. |

applications

Pan-Way® T-45 Non-Metallic Surface Raceway is a multi-channel channel raceway which provides solutions for routing low voltage, fiber optic and/or power cabling along perimeter walls. T-45 Surface Raceway terminates using the T-45 Hinged Data

and Power Brackets, T-45 Offset Box and Pan-Way® Surface Mount Outlet Boxes and superior Pan-Way® Snap-On Faceplates. Fittings for T-45 are available to transition to Pan-Way® LD Series Raceways.

www.panduit.com

Pan-Way® T-45 Raceway

| | |
|--------------------------------------|------------|
| Raceway Base with adhesive | |
| 8 feet: | T45BIW8-A |
| 10 feet: | T45BIW10-A |
| Raceway Base without adhesive | |
| 8 feet: | T45BIW8 |
| 10 feet: | T45BIW10 |
| Raceway Cover | |
| 8 feet: | T45CIW8 |
| 10 feet: | T45CIW10 |
| Divider walls | |
| 8 feet: | T45DW8 |
| 10 feet: | T45DW10 |

T-45 Raceway Fittings

| | |
|-------------------------------------|-----------|
| Cover coupler fitting: | T45CCIW-X |
| Outside corner fitting: | T45OCIW |
| Inside corner fitting: | T45ICIW |
| Right angle fitting: | T45RAIW |
| End cap fitting: | T45ECIW |
| Entrance end fitting: | T45EEIW |
| Bend radius control fitting: | T45TRI |
| Reducer fitting: | T45RLDIW |
| Tee fitting: | T45TIW |
| Insert for tee fitting: | T45TD |

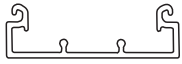
T-45 Raceway Accessories

| | |
|--|-----------|
| Hinged data bracket: | T45HDBIW |
| Wire retainer: | T45WR-X |
| Workstation Outlet Center™ Offset box: | T45WCIW |
| Workstation Outlet Center™ Offset box: | T45WC2IW |
| Electrical bracket and box for duplex outlets: | T45HEBIW |
| Electrical bracket and box for rectangular outlets: | T45HEGBIW |

All parts listed in Off White (IW) color. To order other colors substitute Electrical Ivory (EI) or White (WH).

Pan-Way® T-45 Surface Raceway System

T-45 Raceway

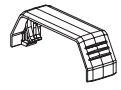


T45B

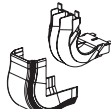


T45C

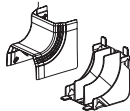
Fittings and Accessories



T45CC**X



T450C



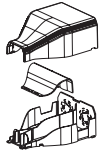
T451C



T45RA



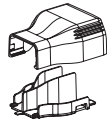
T45EC



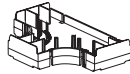
T45EE



T45TRI



T45RLD



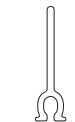
T45TD



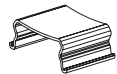
T45T



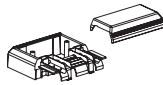
T45HDB



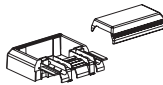
T45DW



T45WR-X



T45WC



T45WC2



T45HEB



T45HEGB

WORLDWIDE SUBSIDIARIES AND SALES OFFICES

PANDUIT CANADA
Markham, Ontario
cs-cdn@panduit.com
Phone: 800.777.3300

PANDUIT EUROPE LTD.
London, UK
cs-emea@panduit.com
Phone: 44.20.8601.7200

PANDUIT SINGAPORE PTE. LTD.
Republic of Singapore
cs-ap@panduit.com
Phone: 65.6305.7575

PANDUIT JAPAN
Tokyo, Japan
cs-japan@panduit.com
Phone: 81.3.6863.6000

PANDUIT LATIN AMERICA
Guadalajara, Mexico
cs-la@panduit.com
Phone: 52.33.3777.6000

PANDUIT AUSTRALIA PTY. LTD.
Victoria, Australia
cs-aus@panduit.com
Phone: 61.3.9794.9020

For a copy of Panduit product warranties, log on to www.panduit.com/warranty

For more information

Visit us at www.panduit.com

Contact Customer Service by email: cs@panduit.com
or by phone: 800.777.3300

PANDUIT®

©2015 Panduit Corp.
ALL RIGHTS RESERVED.
SRSP24--WW-ENG
Replaces WW-SRSP08
1/2015