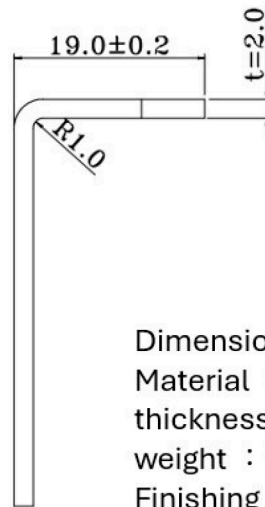
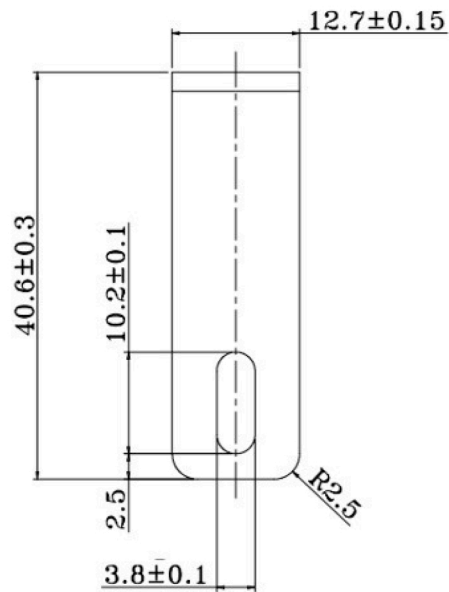
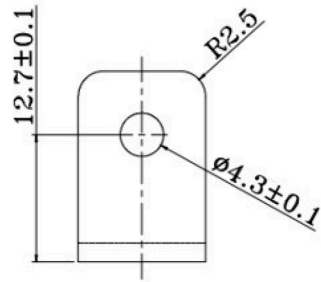


LTR	M-AREA	DESCRIPTION	M-NAME	DATE	CHECK
-----	--------	-------------	--------	------	-------

A
B
C
D
E
F
G
H
I
J
K

A
B
C
D
E
F
G
H
I
J
K



Dimension : 40.6mm*12.7mm*19mm
 Material : SPCC(Cold Rolled Steel Sheet)
 thickness : 2mm
 weight : 10g
 Finishing : Black Fine Texture Powder Coating

REV.	VO	FINISH	N/A	UNIT	mm
SIZE	A0	DATE	2025/12/17	THICKNESS	2
THIRD ANGLE PROJECTION		DRAWING TYPE	PART		



PARTS NO.	DESIGNER	SHEET	1
DRG.NO	DRAWER	MODEL	EPLCONBR
DRG.NAME	support	APPROVER	SCALE 1:1

2 3 4 5 6 7 8 9 10 11 12 13 14 15 16