

Product family features

- Can be used in conjunction with the following dimmer(s) and switch(es): Maestro®, Maestro IR®, Maestro Wireless®, Pico™ wireless control, Spacer System®, Diva®, Lyneo® Lx, Skylark®, Skylark Contour™
- All Lutron® wallplates are screwless, seamless and have no visible hardware; the front plate securely snaps into the alignment adapter plate
- Full line of wiring devices in designer style opening
- Blank inserts available for Gloss colors (DV-BI-) and Satin colors (SC-BI-)
- Customize your designer wallplate with engraving, contact customer service to get started at 1.888.LUTRON1


Ganging and derating

- Designer wallplates use standard ganging
- Requires fins to be removed from dimmers for proper spacing (“Fins Broken” ganging), see pg. 170
- May require derating (i.e., reduction of dimmer capacity due to fin removal), see Derating Tables, pg. 172

Available finishes

Use **BOLD** color code in model number (Example: SC-1-**PL**)

Gloss finishes



WH
White

LA
Light Almond

AL
Almond


IV
Ivory

GR
Gray

BR
Brown

BL
Black

Satin finishes



SW
Snow

LS
Limestone


BI
Biscuit

ES
Eggshell

PD
Palladium

TP
Taupe

ST
Stone



BG
Bluestone

PL
Plum


SG
Sea Glass

TQ
Turquoise

GS
Goldstone

DS
Desert Stone

GB
Greenbriar



MS
Mocha Stone

TC
Terracotta

SI
Sienna

HT
Hot


MR
Merlot

MN
Midnight

SS
Stainless Steel*

*Stainless Steel finish wallplates include black plastic trim/adaptor, visible from side. Match with separate Black (BL) or Midnight (MN) controls and accessories.

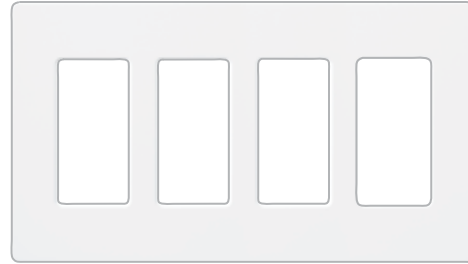
Wallplates for Maestro®, Maestro IR®, Maestro Wireless®, Pico™ wireless control, Spacer System®, Diva®, Lyneo® Lx, Skylark® and Skylark Contour™



1-gang*

CW-1-**CC**²
SC-1-**CC**⁴


W: 2.94 in (75 mm); H: 4.69 in (119 mm)
D: .30 in (7.6 mm)



4-gang*

CW-4-**CC**²
SC-4-**CC**⁴

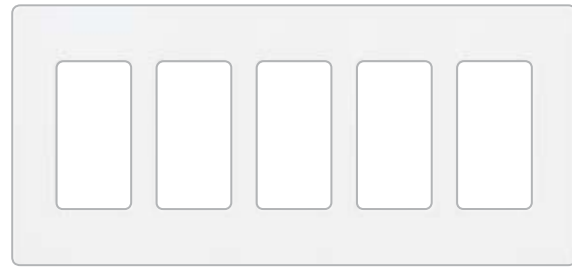
W: 8.37 in (213 mm); H: 4.69 in (119 mm);
D: .30 in (7.6 mm)



2-gang*

CW-2-**CC**²
SC-2-**CC**⁴

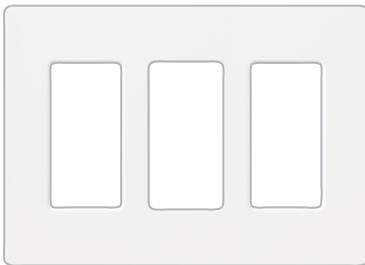
W: 4.75 in (121 mm); H: 4.69 in (119 mm);
D: .30 in (7.6 mm)



5-gang*

CW-5-**CC**²
SC-5-**CC**⁴

W: 10.18 in (259 mm); H: 4.69 in (119 mm);
D: .30 in (7.6 mm)



3-gang*

CW-3-**CC**²
SC-3-**CC**⁴

W: 6.56 in (167 mm); H: 4.69 in (119 mm);
D: .30 in (7.6 mm)

Multiple devices with line and low-voltage can be mounted behind a common wallplate using a standard barrier backbox, see Application Note #213 (Combining Low-Voltage and Line Voltage Wiring Devices in a Multi-Gang Box) at www.lutron.com/applicationnotes.

CC²: Gloss and Stainless Steel color codes, see pg. 161

CC⁴: Satin color codes, see pg. 161

Multi-gang dimmer installations may require derating, see pg. 170.

*Stainless Steel finish wallplates include black plastic trim/adaptor, visible from side. Match with separate Black (BL) or Midnight (MN) controls and accessories.



6-gang* CW-6-**CC**²
SC-6-**CC**⁴

W: 12.00in (305mm); H: 4.69in (119mm);
D: .30in (7.6mm)

Cable jacks



- F-style, 75-Ohm coaxial cable

Single cable jack* CA-CJH-**CC**³
SC-CJ-**CC**⁴

Telephone jacks



- 6-conductor telephone jack, RJ11

Single telephone jack* CA-PJH-**CC**³
SC-PJ-**CC**⁴

CC²: Gloss and Stainless Steel color codes, see pg. 161

CC³: Gloss color codes, see pg. 161

CC⁴: Satin color codes, see pg. 161

Receptacles



Tamper resistant receptacles

15A, 125V*	CARS-15-TR- CC ³
	SCRS-15-TR- CC ⁴
20A, 125V*	SCRS-20-TR- CC ⁴

Receptacles

15A, 125V*	CAR-15H- CC ³
	SCR-15- CC ⁴
20A, 125V*	SCR-20- CC ⁴

GFCI Receptacles



- Press test button to confirm LED indicator status
- Press reset button to reset GFCI after circuit interruption

Tamper resistant GFCI receptacles

15A, 125V*	GFCI	CAR-15-GFTR- CC ³
		SCR-15-GFTR- CC ⁴
20A, 125V*	GFCI	SCR-20-GFTR- CC ⁴

*Stainless Steel finish only available as separate wallplate. Match with separate Black (BL) or Midnight (MN) controls and accessories.

Receptacles for dimming use



- Duplex for dimming both connected loads
- Projecting nubs prevent standard plugs from being used
- Requires replacement plugs for dimming use

Duplex for dimming use

15 A	120/125V*	CAR-15-DFDU- CC ²
15 A	120/125V*	SCR-15-DFDU- CC ⁴
20 A	120/125V*	CAR-20-DFDU- CC ²
20 A	120/125V*	SCR-20-DFDU- CC ⁴

Receptacles for dimming use



- Top half for dimming
- Projecting nub prevents standard plug from being used
- Requires replacement plugs for dimming use
- Bottom half is a general use receptacle and will fit standard duplex plugs

Split duplex (half for dimming use)

15 A	120/125V*	CAR-15-HFDU- CC ²
15 A	120/125V*	SCR-15-HFDU- CC ⁴
20 A	120/125V*	CAR-20-HFDU- CC ²
20 A	120/125V*	SCR-20-HFDU- CC ⁴

Receptacles for dimming use



- Duplex for dimming both connected loads
- Projecting nubs prevent standard plugs from being used
- Requires replacement plugs for dimming use
- 15 A model shown
- Tamper resistant shutter mechanism

Dual dimming tamper resistant

15 A	120/125V*	CAR-15-DDTR- CC ²
15 A	120/125V*	SCR-15-DDTR- CC ⁴
20 A	120/125V*	CAR-20-DDTR- CC ²
20 A	120/125V*	SCR-20-DDTR- CC ⁴

Receptacles for dimming use



- Top half for dimming
- Projecting nub prevents standard plug from being used
- Requires replacement plugs for dimming use
- Bottom half is a general use receptacle and will fit standard duplex plugs
- 15 A model shown
- Tamper resistant shutter mechanism

Half dimming tamper resistant

15 A	120/125V*	CAR-15-HDTR- CC ²
15 A	120/125V*	SCR-15-HDTR- CC ⁴
20 A	120/125V*	CAR-20-HDTR- CC ²
20 A	120/125V*	SCR-20-HDTR- CC ⁴

CC²: Gloss color code and Stainless Steel, see pg. 161

CC⁴: Satin color codes, see pg. 161

*Stainless Steel finish only available as separate wallplate. Match with separate Black (BL) or Midnight (MN) controls and accessories.

Replacement plug for dimming
(use with receptacles on left)



- This plug required for use with Lutron® receptacles for dimming use—plug will work in standard receptacle
- Easily replaces the existing plugs on lamps

120/125V White	RP-FDU-10-WH
120/125V Brown	RP-FDU-10-BR

UL/CSA/NOM regulatory approvals.

Important notes

- If the hot and dimmed hot feeds to the split duplex HFDDU are supplied from different circuits or split-wired with separate switch-legs, a means to simultaneously disconnect these circuits must be provided at the panel board where they originate (NEC 210.7(C) 2002 Edition). A 2-pole circuit breaker or two single-pole circuit breakers with an approved handle tie can be used to accomplish this simultaneous disconnect. Feed-through dimming panels, which are those without breakers, are recommended when using the HFDDU.
- Receptacles and plugs for dimming use are UL listed for use with all Lutron® wallbox dimmers included in this catalog.
- If there is only one electrical feed to the receptacle, then the duplex DFDDU must be used.
- For detailed information, see Application Notes #91 (Guide to Dimming Table Lamps) and #109 (Guide to Dimming Portable Lamps via Receptacles) at www.lutron.com/applicationnotes.

CC²: Gloss color code and Stainless Steel, see pg. 161

CC⁴: Satin color codes, see pg. 161

*Stainless Steel finish only available as separate wallplate. Match with separate Black (BL) or Midnight (MN) controls and accessories.

Field customizable 6-port frame




- Shipped with six blanks in matching colors
- Connectors and wallplate sold separately
- Connectors snap in (no tools required)
- Connectors available in White (WH), unless noted





6-port frame*	CA-6PF- CC ³ SC-6PF- CC ⁴
---------------	--

Connectors for 6-port frame

Telephone/network jacks

 8-conductor, RJ45 category 3	CON-1P-C3- EE ⁴
8-conductor, RJ45 category 5e	CON-1P-C5E- EE ⁴
8-conductor, RJ45 category 6	CON-1P-C6- EE ⁴


Fiber jacks

 MT-RJ feed through	CON-1F-MTRJ-WH
 SC simplex	CON-1F-SC-WH
 LC non-flush mount	CON-1F-LG-WH
 ST style	CON-1F-ST-WH

Cable jack

 F-style, 75-Ohm coaxial cable	CON-1C- EE ⁴
---	--------------------------------

BNC jack

 BNC connector, 50-Ohm	CON-1B-WH
---	-----------

Connectors only for use with 6-port frame.

Switches



- Paddle turns on/off
- Use with any 15A load
- General purpose switching of all sources and motor loads
- No derating if ganged

General purpose switches (120/277 V)

Single-pole	15A*	CA-1PSH- CC ³ SC-1PS- CC ⁴
3-way	15A*	CA-3PSH- CC ³ SC-3PS- CC ⁴
4-way	15A*	CA-4PSH- CC ³ SC-4PS- CC ⁴

General purpose switch with locator light (120V only)

Single-pole	15A*	CA-1PSNL- EE ² SC-1PSNL- EE ¹⁰
3-way	15A*	CA-3PSNL- EE ² SC-3PSNL- EE ¹⁰
4-way	15A*	CA-4PSNL- EE ² SC-4PSNL- EE ¹⁰

CC³: Gloss color codes, see pg. 161

CC⁴: Satin color codes, see pg. 161

EE²: Only available in Almond (AL), Ivory (IV), Light Almond (LA) and White (WH)

EE⁴: Only available in White (WH) and Black (BL)

EE¹⁰: Available in Biscuit (BI), Eggshell (ES), Goldstone (GS), Limestone (LS), Sea Glass (SG) and Snow (SW)

*Stainless Steel finish only available as separate wallplate. Match with separate Black (BL) or Midnight (MN) controls and accessories.