

brilliant
SMART HOME SYSTEM



QUICK START GUIDE

Smart Dimmer Switch

Before you begin

Here's what you need to know before you expand your Brilliant Smart Home System with the Brilliant Dimmer Switch.

REQUIREMENTS

Brilliant Control: At least one Brilliant Control must be installed for Brilliant Switch to work.

Neutral & Ground Wires: Use the Brilliant app to confirm that your electrical wiring is supported.

Electrical:

- 120V AC
- up to 500W incandescent/halogen
- up to 200W LED/CFL
- Magnetic low voltage (MLV) lighting not supported.

Tools: Non-contact voltage detector, Philips screwdriver, standard screwdriver, pliers

Install using the Brilliant app

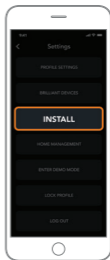
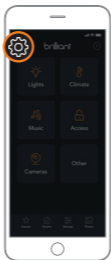
STEP 1 Download the app

Download the Brilliant app from the Apple Store or Google Play Store.



STEP 2 Follow installation guide in app

Receive Step-by-Step installation instructions from the launch screen or by going into Settings in your Brilliant App.

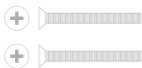


In the box

Dimmer Switch



Screws

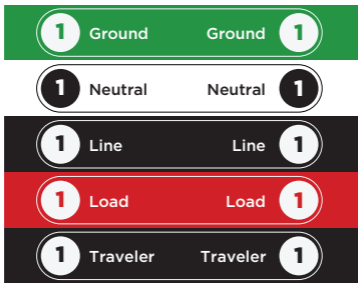


Wire nuts x5

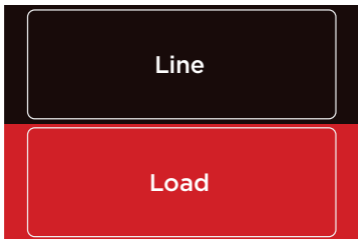


Installation labels

Wire labels



Gang box labels



Features



Motion Sensor

Customize motion control

Slider

Dim lights:
Swipe up/down

Touch Plate

On/Off:
Tap anywhere

Activate scene:
Double tap

LED

Understand device state

Safety Disconnect

Reset Dimmer Switch

Troubleshooting

LED Status Indicator

White Blinking: Powered on and ready to be set up

White Solid: Successfully set up and connected to your home

Blue Blinking: Error detected, reset Dimmer Switch

Reset Instructions

Pull out Safety Disconnect (clear plastic tab over LED) until LED turns off

Push in Safety Disconnect until LED turns on.

Place your finger on Touch Plate and hold for 10 seconds until LED turns off.

Pull out and push in safety disconnect to cycle power. LED will blink white to confirm reset is successful.

Need additional help?

<http://support.brilliant.tech>

Works with



WORKS WITH

amazon alexa



works with the
Google Assistant

hue



LIFX

& more

The Brilliant Smart Home System

Transform any house or apartment into an easy-to-use smart home.



Home Control
required



Dimmer Switch



Smart Plug



Mobile App

Legal

This device contains licence-exempt transmitter(s)/receiver(s) that comply with Innovation, Science and Economic Development Canada's licence-exempt RSS(s). Operation is subject to the following two conditions: 1. This device may not cause interference. 2. This device must accept any interference, including interference that may cause undesired operation of the device.

L'émetteur/récepteur exempt de licence contenu dans le présent appareil est conforme aux CNR d'Innovation, Sciences et Développement économique Canada applicables aux appareils radio exempts de licence. L'exploitation est autorisée aux deux conditions suivantes : 1. L'appareil ne doit pas produire de brouillage; 2. L'appareil doit accepter tout brouillage radioélectrique subi, même si le brouillage est susceptible d'en compromettre le fonctionnement.

Legal

NOTE: This equipment has been tested and found to comply with the limits for a Class B digital device, pursuant to part 15 of the FCC Rules. These limits are designed to provide reasonable protection against harmful interference in a residential installation. This equipment generates, uses and can radiate radio frequency energy and, if not installed and used in accordance with the instructions, may cause harmful interference to radio communications. However, there is no guarantee that interference will not occur in a particular installation. If this equipment does cause harmful interference to radio or television reception, which can be determined by turning the equipment off and on, the user is encouraged to try to correct the interference by one or more of the following measures:

- Reorient or relocate the receiving antenna.
- Increase the separation between the equipment and receiver.
- Connect the equipment into an outlet on a circuit different from that to which the receiver is connected.
- Consult the dealer or an experienced radio/TV technician for help.

FCC CAUTION

Changes or modifications not expressly approved by the party responsible for compliance could void the user's authority to operate the equipment. This transmitter must not be co-located or operated in conjunction with any other antenna or transmitter.

brilliant

Want to learn more about what you can
do with your Brilliant Dimmer Switch?

Visit www.brilliant.tech