



MODELO	ENS-RKGB9U2
DESCRIPCION	GABINETE PARED ENSON ENS-RKGB9U2 9U ENSAMBLADO 600X600MM

**Standard:**

Comply with ANSI/EIA

RS-310-D, IEC297-2, DIN41494;PART1;

DIN41494;PART7 ;

**Material:**

SPCC Cold Rolled Steel;

19" rails: 1.5mm, side panel: 1.2mm,

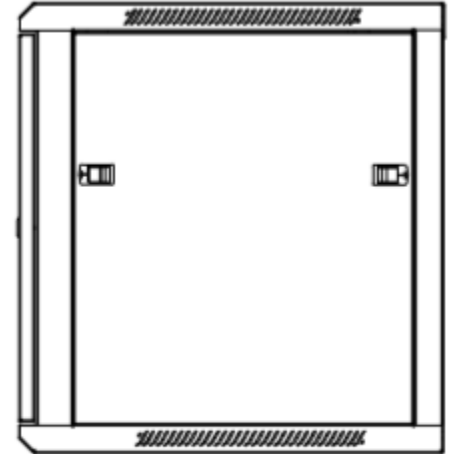
others: 1.0mm

**Loading capacity:**

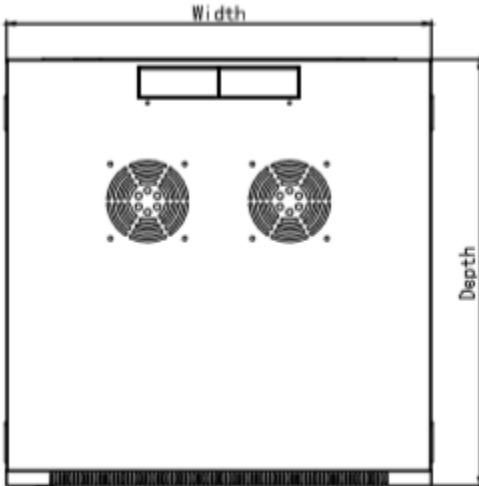
Static loading:,60KG

**Feature:**

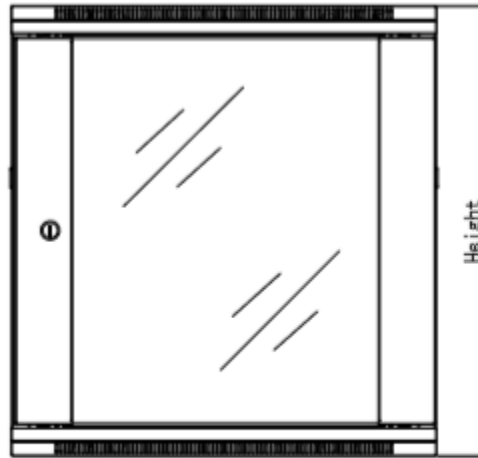
- **Completely transparent toughened front door, quick open the side panel and rear panel, convenient and flexible**
- The overall welding structure, firm structure, static load bearing of up to 60 kg,
- The top and bottom can be closed knock off type 2 place walk line channel
- Before and after the Angle gauge can move
- Backplane removable, can be completely opened on the back



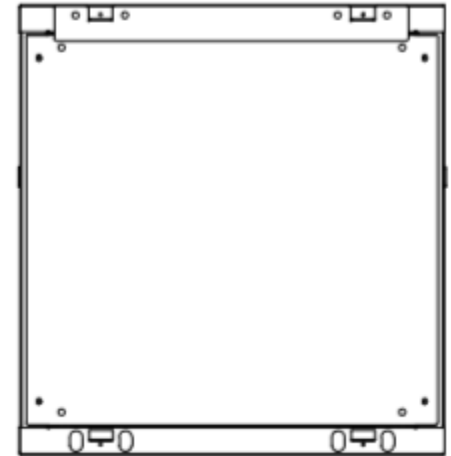
SIDE



TOP



FRONT



BACK