



Step 1, Make the barrier on open state, take off spring then change the spring support to the other side.

Step 2, take the mechanism out from housing

Step 3, loose the nut of mid-rod.



Step 4, move the 2pcs nuts to the other side



Step5, loose the screws of the balance rod



Balance rod


Step 6 Take off the balance rod and reassemble it by rotating the direction, and fix the mid-rod, make sure the boom holder is on vertical state, then tighten the screws.



6.1 Exchange the balance rod.

6.2 Fix the mid rod

6.3. make the boom holder on vertical state, then tighten the screws of balance rod



Step 7, fix mechanism into housing by screws and hang spring on.