

### Product family features

- Can be used in conjunction with the following dimmer(s), switch(es), sensor(s), and accessories: Maestro®, Maestro IR®, Maestro Wireless®, Caséta® Wireless, Pico® wireless, Diva®, Skylark Contour® and Skylark® controls, and Claro® and Satin Colors® accessories
- All Lutron wallplates are screwless, seamless, and have no visible hardware; the front plate securely snaps into the alignment adapter plate
- Full line of wiring devices in Designer style opening
- Blank inserts available for Gloss (DV-BI-) and Satin Colors (SC-BI-)


### Ganging and derating

- Designer wallplates use standard ganging
- Requires fins to be removed from dimmers for proper spacing (“Fins Broken” ganging)
- May require derating (i.e., reduction of dimmer capacity due to fin removal), see Derating Tables

**Available finishes**

Use **BOLD** color code in model number (Example: SC-1-**PL**)

Gloss finishes



**WH**  
White

**LA**  
Light Almond

**AL**  
Almond


**IV**  
Ivory

**GR**  
Gray

**BR**  
Brown

**BL**  
Black

Satin Colors® finishes



**SW**  
Snow

**LS**  
Limestone


**BI**  
Biscuit

**ES**  
Eggshell

**PD**  
Palladium

**TP**  
Taupe

**ST**  
Stone



**BG**  
Bluestone

**PL**  
Plum

**SG**  
Sea Glass

**TQ**  
Turquoise

**GS**  
Goldstone

**DS**  
Desert Stone

**GB**  
Greenbriar

Metal finishes\*



**MS**  
Mocha Stone

**TC**  
Terracotta

**SI**  
Sienna

**HT**  
Hot

**MR**  
Merlot

**MN**  
Midnight

**SS**  
Stainless Steel

\*Stainless Steel finish wallplates include black plastic trim/adaptor, visible from side. Match with separate Black (BL) or Midnight (MN) controls and accessories.

### Receptacles



- Tamper resistant receptacles include tamper resistant shutter mechanism (shutters are white)
- Wallplate sold separately

#### Receptacles

15A 125V	CAR-15- <b>XX</b> <sup>1</sup>
15A 125V	SCR-15- <b>XX</b> <sup>2</sup>
20A 125V	SCR-20- <b>XX</b> <sup>2</sup>

#### Tamper-resistant receptacles

15A 125V	CARS-15-TR- <b>XX</b> <sup>1</sup>
15A 125V	SCRS-15-TR- <b>XX</b> <sup>2</sup>
20A 125V	SCRS-20-TR- <b>XX</b> <sup>2</sup>

### USB receptacles



- Includes two USB ports
- Ports are rated for a minimum of 10,000 insertions and removals
- Wallplate sold separately

#### Tamper-resistant USB receptacles

15A 125V	CAR-15-UBTR- <b>XX</b> <sup>1</sup>
15A 125V	SCR-15-UBTR- <b>XX</b> <sup>2</sup>

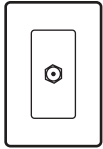
### Important notes

- Receptacles and plugs for dimming use are UL listed for use with all Lutron wallbox dimmers included in this catalog.
- If there is only one electrical feed to the receptacle, then the duplex DFDU must be used.
- If the hot and dimmed hot feeds to the split duplex HFDU are supplied from different circuits or split-wired with separate switch-legs, a means to simultaneously disconnect these circuits must be provided at the panel board where they originate (NEC 210.7(C) 2002 Edition). A 2-pole circuit breaker or two single-pole circuit breakers with an approved handle tie can be used to accomplish this simultaneous disconnect. Feed-through dimming panels, which are those without breakers, are recommended when using the HFDU.


**XX**<sup>1</sup>: Gloss color codes  
**XX**<sup>2</sup>: Satin Colors® codes

**Designer | Claro® and Satin Colors® Wallplates & Accessories**


Accessories



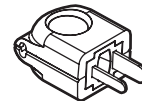
Cable Jack  
CA-CJ-  
SC-CJ-



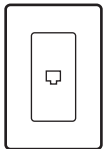
Receptacle  
CAR-15-  
SCR-15-  
NCR-20-




Dual Dimming, Tamper-resistant Receptacle  
CAR-15-DDTR-  
SCR-15-DDTR-  
CAR-20-DDTR-  
SCR-20-DDTR-




Replacement Dimming Plug  
RP-FDU-10-



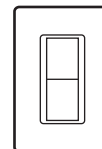
Telephone Jack  
CA-PJ-  
SC-PJ-



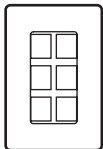
Tamper-resistant Receptacle  
**CARS-15-TR-**  
SCRS-15-TR-  
SCRS-20-TR-




Half Dimming, Tamper-resistant Receptacle  
CAR-15-HDTR-  
SCR-15-HDTR-  
CAR-20-HDTR-  
SCR-20-HDTR-



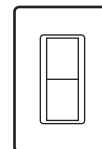
General Purpose Switch  
CA-1PS-  
SC-1PS-  
CA-3PS-  
SC-3PS-  
CA-4PS-  
SC-4PS-




Field Customizable 6-port Frame  
CA-6PF-  
SC-6PF-



Tamper-resistant USB Receptacle  
CAR-15-UBTR-  
SCR-15-UBTR-



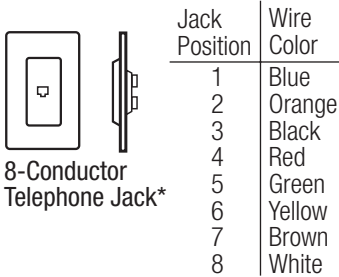
General Purpose Switch with Locator Light  
CA-1PSNL-  
SC-1PSNL-  
CA-3PSNL-  
SC-3PSNL-  
CA-4PSNL-  
SC-4PSNL-



Tamper-resistant, Self-testing GFCI Receptacle  
CAR-15-GFST-  
SCR-15-GFST  
SCR-20-GFST-

## Wiring diagram #29

Telephone jack wiring, 8-conductor

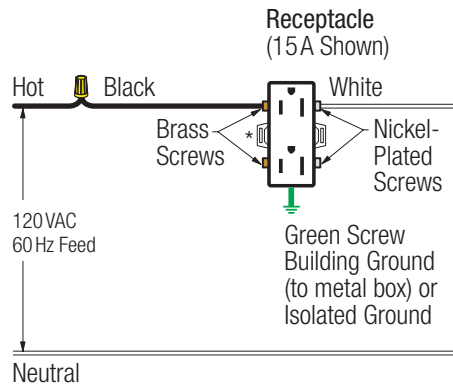


8-Conductor Telephone Jack\*

\*Accepts most 4- or 6-conductor jacks

## Wiring diagram #30

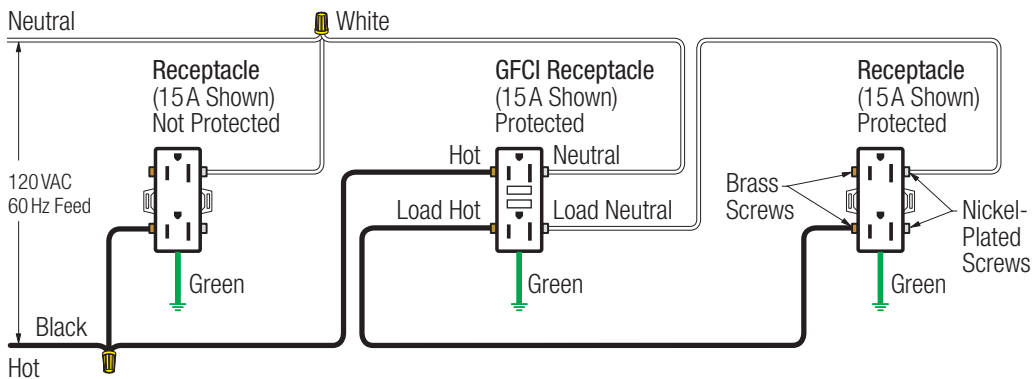
Receptacle wiring



\*For split circuit wiring, break off tab on brass side only

## Wiring diagram #31

GFCI receptacle wiring



## Wiring diagram #32

Single-pole wiring of 3-way, 3-wire control

