



In or Out...we make it Easy!®




904P

3-9/16" x 4-1/2"
(91mm x 114.3mm)



909S/909F

2-7/16" x 2-7/16"
(61.5mm x 61.5mm)



915

6-1/4" x 1-1/2" x 1-1/2"
(158.8mm x 38.1mm x 38.1mm)



917

4-1/2" x 2-3/4"
(114.3mm x 69.9mm)

Features & Benefits

904P Emergency Pull Station

- Used for emergency release for electromagnetic locks
- Clear lexan cover lifts easily so paddle can be pulled forward, instantly releasing lock
- Mounts over standard surface or recessed electrical utility boxes (boxes optional)
- New heavy-duty plastic design includes English, French and Spanish cover labels to apply during installation
- Available in blue or yellow

909 Rocker Switches

- Ideal for desk mount applications
- Surface mount under desk or counter for concealment
- Smooth action rocker with engraved key symbol
- Beige rocker switch available in maintained or momentary action (please specify)
- Flush mount version (909F)

915 Passive Infrared (PIR)

- Hands free release for electromagnetic locks
- Ideal for "Request to Exit" with electromagnetic locks
- Adjustable setting for precise detection area desired
- Adjustable-relay latch time delay (2-60 sec)
- Two Form C relays (rated 2A @ 30VDC)
- Available in light gray or black

917 Easy Touch Exit Pushbutton

- Virtually infinite lifetime
- Totally weatherproof
- Solid state/no moving parts
- Pressure sensitive
- Fits on a standard single gang box
- No mounting box required
- Works with any system accepting momentary closure
- Architecturally elegant design
- Handicap, French or Spanish labels included with English

Optional Mounting Accessories

9SURBOX.....Surface mount box
4-3/4"H x 3"W x 2-1/2"D
(120.6 x 76.2 x 63.5mm)

Options

904-F/S.....French or Spanish screening



RUTHERFORD CONTROLS
A DORMA Group Company

In or Out...we make it Easy!®

Description	Switch Mode	Switch Configuration	Switch Rating	Standard Finish
904P Pull Station	Maintained Action	DPDT	3A @125VAC	Blue or Yellow
909-MO Rocker Switch	Momentary Action	SPDT	10A @250VAC	Beige (plastic)
909-MA Rocker Switch	Maintained Action*	SPDT	10A @250VAC	Beige (plastic)

*Flush Mount not available on Maintained Action.

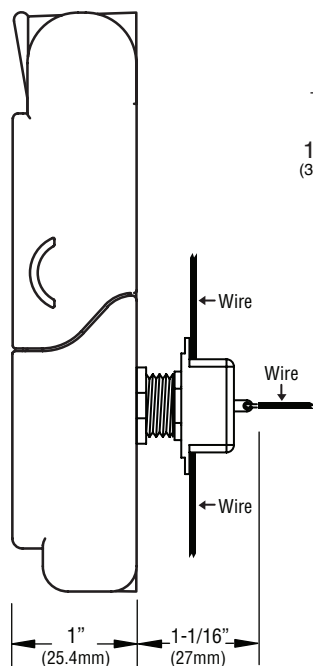
Description	Power Consumption	Switch Configuration	Switch Rating	Voltage	Standard Finish
915 PIR	35mA @ 12VDC 38mA @ 24VDC	SPDT	2A @30VDC	12 or 24VDC	Light Grey or Black

Description	Operating Force	Operating Temperature	Switch Rating	Voltage	Cycle Rating	Closure Duration
917 Exit Button	6 to 12 oz.	-20°F to 180°F	200mA typ. - 400mA max.	up to 40V	20,000,000	250 milliseconds

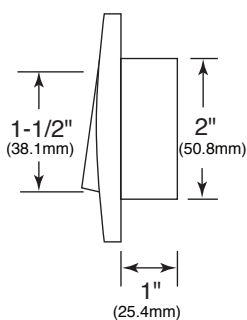
NOTE: Specifications are subject to change without notice. N/C – Normally Closed; N/O – Normally Open. Do not use 917 with RCI's 9325 keypad.

Side Profiles

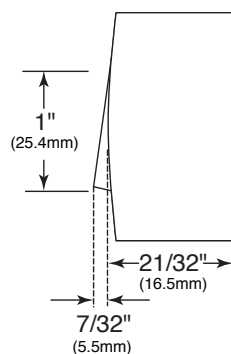
904P



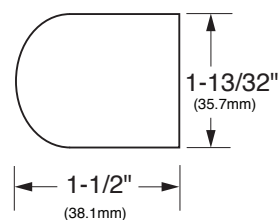
909F



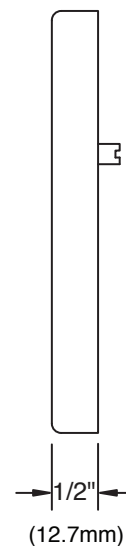
909S



915



917



RCI also offers a complete line of Electromagnetic Locks, Electric Locks, Electric Strikes, Power Supplies, Keypads & Readers, Exit Devices, Systems & Door Hardware